

# Deviant Anomalies 3.3 Walkthrough

*By, The Totes Adorbs*

---

.:Key Notes:.

Places are Green(Map)

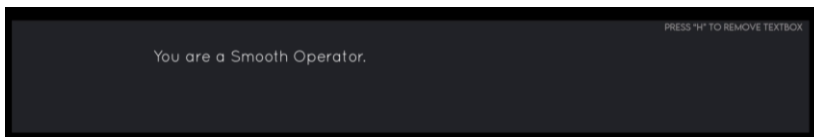
Events that occur at specific times are Purple

Solving Case is Orange(Since you can also Skip Time instead)

Names of Big Cases, will be a Greyish Blue

---

.:Intro:.



For this walkthrough, we're going "Smooth Operator."

Grab Bat> Go Out>Mia's Room>Stairs>Kitchen>Bathroom>

Kitchen>(Any Choice) Map>Detective's Office>Home>Sleep Through Night

Kitchen>Bathroom>Leave Bathroom>Map>Detective's Office>Check Case Board>A  
Midnight Snack

Map>7-11>(Any Option)> (Any Option)>Investigate/Interview>View Bobbles for both>  
Security System> Leave Scene> Map>Detective's Office>Data  
Retrieval>Map>Home>Sleep>For the Dream Scene, just click everything>View Bobbles>

Map>**Crescent Mall**>Bits n' Bytes Electronics> Talk to Moe>Ask about Hard drive>(Any Option)>Exit>Map>**Home**>Use Computer>Click the Police Badge>**Solve Case**: Yes>Mia's Room>(Any Option)>Sleep

Mia's Room>Invade her Privacy>Plant Cam>Cupboard>Sniff/Steal Panties>Bathroom>Bath Tub>Choke the Chicken> Mia's Panties>Map>**Steamy Bean's Café**>Moon>Buy Coffee>Map>**Home**>Room>**Solve Case**>(Evening) Check Planted Mia Cam(The sleuth Icon on laptop)>Mia's Room>Talk to Mia(Repeatedly, you'll need to do this over the course of a few days, every **Evening**, until no more options show), Also don't skip time, work on Cases on your pc whenever you can to pass time, you'll need the money for later>(Side note, Grape is her favorite Drink)>

When You've exhausted all the conversations, go to **Steamy Bean's Café** in the **Afternoon**>(Any Option)>Map>**Home**>Mia's Room>Map>**7-11**>Click the UP ARROW>Far right option, Buy Smoothie>Map>**Home**>Mia's Room>(Any Option)> Show Her Your D-Piece>Sleep>

**Solve Cases** Until **Evening**>PC>Check Mia's Cam>(Any Option)>Sleep>

Map>**Crescent Mall**>Bits n Bytes> Moe>Give Mia's Footage(**ALERT ALERT YOU DON'T ACTUALLY HAVE TO GIVE IT TO HIM ALERT ALERT**)If you chose Smooth Operator select, "Talk Your Way Out Of It">Map>**Detective's Office**>Show Video> Map>**Maeve's Lab**>(Any Option)>Sleep>

Phone(On the bottom left)>Call>Catherine>**Solve Cases** until **Evening**>Mia's Room>Map>**Catherine's Home**(At **Night**)>(Any Options/Choices)>Let's Play A Game>Squeeze Da bobbles>Finish the Scene however you choose>Get the Keys>Map>**7-11**>Investigate Around>You'll wake up in the Morning>

Work on a Case>Go the **Steamy Bean's Café** in the **Afternoon**>Take Mia Home>**Solve a Case**>At **Night** go back to **7-11**>Investigate>(Any Option)>You'll Wake up in the Afternoon>

**Steam Bean's Cafe**>Walk Mia Home>**Solve a Case** til **Night**>Map>**Catherine's Home**>(Any Option)>Sleep Through the Night>


Go to the Living Room>Stairs>Sophia's Room>**Solve a Case**> Sleep>

Phone>Catherine sent you a Text Message>(Top right of phone, reply)>While it's still **morning**, go the The **Steamy Bean's Café**>Moon>**Afternoon** at the Café>Accept Sage's Request>Map>**Home**>**Solve Case**>(Night) go to **Catherines**>Touch Her Shoulder>I'll Have Some>(Any Option)>Finish the Scene>Sleep>


Go to the **Steamy Bean's Café** in the **morning**> Talk to Sage>(Any Option)>Map>Go **Home** and meet the Moving dudes>(Any Option)>Map>**Detective's Office**>Sleep>

Map>**Detective's Office**>Give \$20(Seee, the cases paid off :D)>Give \$20>Hell Yea>Give \$20>Yes Moaaarrrr!>Give \$20>Hit On Her>(Any Option, but Funny Line is bestest Line>Accept Chanel's Sidequest>Top left you'll see a picture of Sage(Her quest) while talking with Chanel, Click that>Map>**Home**>PUNCH>Finish the Fight Scenes(They're RNG, so could end short or take a lot of turns)>**Solve a Case**>(Evening) Mia's Room>Sleep>

Map>**Detective's Office**>Check Case Board>**Spear of Longinus**>Talk to Emma the Police Officer>Choose All Options>Click the Image of a Dead Nun on the right>She Is Nekkid>Click on the Clues>



Leave the room>Click on the Bottom Left Icon with the Bookshelf and Window>Click The Clue>



Click the Image with the Spiraling Staircase>Click the Clue there.



Go Back to the Main room with the Police Officer> Click the Wooden Door(NOT the move bubble)>Talk to the Police Officer>Have you Heard of the Spear of Longinus>NOW click the Movement bubble with the door>Talk with ALL the nuns, Some of them have clues on them)>



After talking to those 2 Nuns>Click the Courtyard Movement icon on the Bottom Left>Talk with the Blonde Nun>



Now go back to the previous room>Talk to the Red-Haired Nun>Talk to Her> Back out>Top-Right is a movement bubble for the Kitchen, click that> Question the Nun>



Go back into the previous area>Talk to the redheaded Nun> ACCUSE HER(Big red button on the bottom right)>Now Accuse the Blackhaired Girl>Go back to the Courtyard with the Blonde Nun, and Click the creepy dude behind a tree>



(Any Option)>Go back into the Church's Kitchen and Accuse The Orange Haired Nun>Go Back into the Courtyard with the Blonde Nun>Click the Ring on the Photo>



Accuse the Blonde Nun in the Courtyard>(Any Option)>Decision is up to you>(Any Option)>BACK TO THE GAME(there's a lot more content)>**Solve Cases** until **night**, and go to sleep>

Map>**7-11**>Click the Up Arrow>Buy the Sunglasses AND Mask(Yea, all these cases paying off)>Map>**Go Home**>Living Room(Just skip time until **Night**)>Map>**Garrison Tower**>Garrison Bar>Either Fight OR Skip, up to you>Follow Ryan and his Friends>BACK TO THE GAME>Sleep>

Work on cases until **night**>Map>**Garrison Bar**>Talk to Chanel>BUY WINE(It'll Cost you \$250, hope you've been doing your cases and not Skipping time :D)>No Problem, I got this>Talk to the Redheaded milf in the Back of the room>It performs better from the bottle>Exactly, even after 32 months in the barrel> Yes, I just love drinking full bodied California Syrah>Let's Play a Game>Home>Go to Sleep>

**Solve cases** until **Night**, and then back to the **Garrison Bar**>Talk to the Redheaded Milf>Map>**Home**>Sleep>



**Solves cases** until **Night**, then back to the **Garrison Bar**>Talk to the Redheaded Milf>Enjoy the View until the Shame Bar fills up>Smack dat Bootie Until the Pain fills up>Quit the Session>**Home**>Sleep>

**Solves cases** until **Night**, then back to the **Garrison Bar**>Talk to the Redheaded Milf>**Home**>Sleep>

**Solves cases** until **Night**, then back to the **Garrison Bar**>Talk to the Redheaded Milf>Play the scene out>**Home**>Sleep

**Solves cases** until **Night**, then back to the **Garrison Bar**>Talk to the Redheaded Milf>Play the Scene out>**Home**>Sleep>

**Solves cases** until **Night**, then back to the **Garrison Bar**>Talk to the Redheaded Milf>Play the Scene out(You'll only be able to fill the Pleasure bar to 90% right now)>**Home**>Sleep>

**Solves cases** until **Night**, then back to the **Garrison Bar**>SHE'S MISSING>**Home**>Sleep>

**Solves cases** until **Night**, then back to the **Garrison Bar**>SHE'S MISSING AGAIN>**Home**>Sleep>

**Solves cases** until **Night**, then back to the **Garrison Bar**>SHE'S MISSING AGAIN, NANI?>Talk to Chanel>Click the bubble with the Redheaded Milf's Face>**Home**>Sleep>

**Solves cases** until **Night**, then back to the **Garrison Bar**>Kiss Her>Play the Scene out>(Any Option)>Take dat peach downtown to poundtown>(Any Option)>Wanna have a taste>**Home**>Sleep>

**Solves cases** until **Night**, then back to the **Garrison Bar**>Talk to Chanel>Click the "Recruitment" bubble at the bottom right with Chanel's Image>Select Beatrice>Click the

Movement bubble at the very bottom to meet Beatrice>Talk to Beatrice>(Any Option)>Talk to Chanel>Home>Sleep>

Map>Garrison Tower>Chanel's Apartment> Click the Computer>Patron(Become Patron <3)>Pornhut>Create an Account>Back Out>Top right(While Laptop still open) Click the Image of Beatrice>Click the Video of her>(Night time) Go back to the Garrison Bar and talk with Beatrice>Hang Out>ScumFlix>Keep watching the movies until you're out of Action Points>Home>Sleep>

Map>Garrison Tower>Chanel's Apartment>Couch>Beatrice>Hangout>Skumflix and Chill>Couch Cuddle>(Any Option)>Skumflix>(Any Option)>Remove Clothes>(Any Option)>Couch Cuddle>Skumflix>(Any Option)>Couch Cuddle>Skumflix>(Any Option)>Home>Sleep>

Map>Garrison Tower>Chanel's Apartment>Couch>Beatrice>Hangout>Skumflix and Chill>Couch Cuddle>Skumflix>(Any Option)>Remove Clothes>Couch Cuddle>Skumflix and Chill>(Any Option)>Remove Clothes>Couch Cuddle>NOW CLICK DAT CROW>(Any Option)>Play the Scene out>Home>Sleep>

Map>Garrison Tower>Chanel's Apartment>Couch>Beatrice>Film Video>Cum Begging>(Any Option)>(Any Option, but preferably "This Bitch is Pissing me Off)>(Any Option)>(Any Option)>Home>Sleep>

ANND that's all the content for now.

(Read below for Links)

---

*I hope you enjoyed it, don't forget to stop by the Patreon, to support MoolahMilk:*

<https://www.patreon.com/moolahmilk>

*or F95 and leave a review:*

<https://f95zone.to/threads/deviant-anomalies-v0-3-3-moolahmilk.65454/>

*orr Itchio and leave a review:*

<https://moolahmilk.itch.io/deviant-anomalies>

*orrr, the Discord to leave feedback, suggest ideas, ask questions, or hang out, <3:*

<https://discord.gg/R8wyHNTRK9>